

Signaller Training

March 2017

Why do we need this training?

- Moral
- Legal
- Cost



Some facts to consider

- Figures produced by the Association of British Insurers suggest that 17% of accidents involve reversing
- Health and Safety Executive (HSE) indicate that 25% of all deaths involving vehicles at work occur while vehicles are reversing


What is the impact?



What is the cause?

- 95% of accidents are due to a human factor
- Lack of attention
- Poor observation
- Laziness
- Poor working practices
- Lack of training

Drivers View




Driver responsibility

- Responsible for the safe movement of the vehicle
- Must choose the safest method
- Appropriate time
- Direct guide or guides
- Operate in vehicle safety systems
- Maintain contact with guide or guides (open the window to be heard)
- Minimise distractions
- STOP if in doubt

Things affecting vision



Rain, mist, bright sunshine and vibration will blur a drivers view



Some mirrors can magnify views causing distance to become difficult to judge

Guides Responsibility

- To maintain visual and audible contact with the driver
- Wear hi viz
- Ensure signals are correct and clear
- Maintain vehicle clearance from all objects
- Ensure reversing area is clear from obstruction, trip hazards and overhead dangers, particular care needs to be taken when vehicles have low body work
- Keep pedestrians from reversing area and route
- Minimise distractions

Positioning of the Guide

- First priority must always be your SAFETY
- See and be seen
- Ensure you cover blind spots
- Far enough away from the moving vehicle to be safe should you trip
- Within mirror view of the driver (if you can see the driver, they can see you)

KEEP IN VIEW!


Using signals to communicate

- Precise signals are unambiguous
- Universally- used signals are clear to all, and understood by all parties, especially temporary staff
- Large accurate arm movements are more easily understood
- Only use the agreed correct signals

Health and Safety Executive (HSE) Signals



Stop



Start



Danger



Left

Health and Safety Executive (HSE) Signals



Right



Move
Forwards



Move
Backwards



Horizontal Distance

Summary

- Safety is always your first priority
- Check for obstruction and plan the route
- Keep clear of vehicles, traffic and buildings
- Always wear Hi-Viz – be seen clearly
- Active vision all round – remember the distraction issues
- Use precise correct, clear signals
- If in doubt – STOP operations
- Team work – look after each other